

HOW TO APPLY FOR A REFUND ON STUDENT PORTAL

LOG IN to Student portal

Username: Student number

Password: Pin

STUDENT iENABLER



STUDENT FINANCE




REFUNDS




REFUNDS TERMS AND CONDITIONS


Accept before you move to the next step



REFUND APPLICATION

- Add the Bank details
 - Change the amount where necessary and submit, incorrect amount will be rejected
- 

REFUND UPLOAD DOCUMENTS

- BANK STATEMENT/CONFIRMATION LETTER
 - ID COPY & OF A PARENT IF MONEY WILL BE DEPOSITED TO THE PARENT
 - LETTER FROM THE SPONSOR IF NOT SELF PAYMENT
- 

REFUND INFORMATION

Where you check your refund status

